

ACTIVITY TIME

My First Coloured Shapes

By Fiona Bowden and Raising Literacy Australia

Toddlers learn best by using all their senses and using playdough is a great way to engage their touch, smell and sight!

Your child might like to make some of the shapes from the book or they can enjoy squishing, rolling, squeezing and patting the playdough.

Playdough Shapes

You will need:

- Playdough Shapes template
- Playdough recipe (see below).

Playdough recipe

- 1 cup plain flour
- 1 cup warm water
- 2 teaspoons cream of tartar
- 1 teaspoon oil
- 1/4 cup salt
- Food colouring (optional).

1. Mix all ingredients in a large saucepan with an adult.
2. The adult to cook the playdough, stirring gently for 3-5 minutes over medium heat.
3. It may be lumpy at first but will soon form a rough ball and no longer stick to the sides of the pan.
4. Remove from pan, allow to cool slightly.
5. Knead until blended smooth and forms a dough.

Adult supervision at all times is essential.

Instructions:

1. Make small and large balls, squares and triangles using playdough. Place the shapes – big and small on the template. Talking all the time about sizes – small, smaller and smallest, big, bigger and biggest.
2. Talk with your child about the sizes, shapes, colours and how the playdough feels. Use cookie cutters to experiment with making shapes, or a rolling pin to make big, flat shapes.



For older toddlers you can reinforce their understanding by using words like square, circle, triangle, side, corner, curved, straight. This will help them to notice the differences between shapes, sides and corners.

Songs to sing

There's a spot over here and a spot over there, Incy Wincy Spider and Wheels on the Bus.

Key message

Children are born ready to learn.



Adult supervision is essential. Involve and talk with your child as much as possible.



***You can introduce simple Science Technology, Engineering & Maths (STEM) concepts to children aged 2+ years through every day play.**


Proudly supported by

The Advertiser




Government of
South Australia


raisingliteracy.org.au • littlebookpress.com.au




big




bigger



biggest




small




smaller



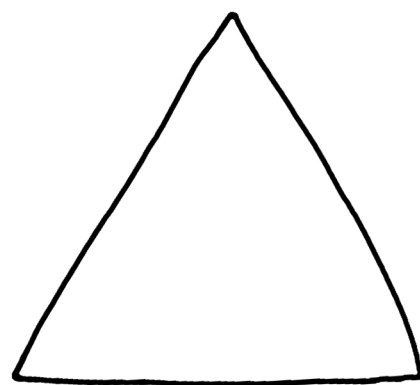
smallest



wide



wider



widest